



Contents

1. What Type of a Gardener are You?
2. Upcycled Planters
3. Did You Know?
4. The Backyard Talks
5. DIY @Home
6. Through My Lens
7. Careers
8. Green Narratives
9. Bites & More
10. Book Recommendations
11. Local Nurseries
12. Nature Artwork
13. Brain Play
14. Spotlight @PIS



From The Principal's Desk



'To nurture a Garden is to feed not just the body, but the soul' - Alfred Austin.

The theme for the 2nd volume is In My Backyard. Exploring nature and engaging with green space are now linked with health and well-being benefits. Growing fruits, vegetables and flowers can make us happy and instantly brightens our mood. Scientific research suggests that having flowers and plants around us helps to reduce stress levels and anxiety.. Decorating spaces indoors and outdoors with flowers and plants also goes a step further and brings in positive vibrations and attracts prosperity, health and happiness.

The volume 'In My Backyard' has given our students and staff members the opportunity to share and showcase their talents and mini gardens. Teamwork is the hallmark of PIS Wardha. I appreciate the efforts put in by our wonderful team of students, teachers and staff members. I appreciate our parent fraternity for supporting the school in every aspect. I am sure that the positive attitude, hard work, sustained efforts and innovative ideas exhibited by our young children will surely stir the minds of the readers and take them to the fantastic world of sheer joy and pleasure.

'If you want to be Happy for a Lifetime, be a Gardener' - Anonymous

Regards,
Ms. Medha Nair
Principal, PIS, Wardha


Editor-in-Chief: Ms. Shobhana Ghirnikar

Visual & Media In-charge: Ms. Ashwini Meshram

Student Editor: Ms. Sayee Anasane & Avani Patil
Mast. Swarit Nakhale & Parth Hingnekar

Creative Designer: Ms. Ashwini M. & Ms. Nilima Kale

What Type of a Gardener are You?



You already know you're a plant person, but there are different types of gardening enthusiasts on this green Earth. Find out which of these relatable growers you identify with the most.

1

If you had to pick **JUST ONE** plant to grow in your garden, which would it be?

- a) rose
- b) cucumber plant
- c) money plant

2

Which of these Indian plants is your favourite?

- a) mogra / jasmine
- b) mint
- c) tomato

3

Which is your favourite creepy-crawly in the garden?

- a) butterfly
- b) earthworm
- c) grasshopper

4

When is your favourite time in the garden?

- a) first thing in the morning
- b) during the rains
- c) at dusk/night

5

If you could add one new thing to your garden, what would it be?

- a) wind chime
- b) compost pit
- c) pond



6

Which of the following makes you smile the most?

- a) seeing some flowers have bloomed
- b) seeing that there's a fruit growing
- c) seeing an earthworm and a centipede



7

Which of these rather special plants would you like to grow?

- a) bird of paradise flower
- b) guava tree
- c) venus fly-trap

8

A fairy godmother grants you a week's vacation Where would you like to go?

- a) garden
- b) orchards
- c) jungle

9

Your friends and family describe your garden as:

- a) beautiful
- b) organic
- c) unkempt

10

When you go to the garden you are first drawn to:

- a) flowers
- b) fruits
- c) trees

Almost finished...

Well done, you're nearly there! One last thing: just complete this sentence in less than ten words:

"I really love gardening because"

OK, now it's time to find out the results!



Mostly (a)s


You sound like a young **landscape architect** in the making!
It's the sight and 'feel' of a garden that really appeals to you.
Your ideal outdoor space would be full of interesting shapes, vibrant colours and wonderful scents.

Mostly (b)s

You're a bit of a **back-garden farmer**.
Nothing appeals to you about gardening quite so much as the chance to 'grow your own.'
Your ideal garden is one which would give you plenty of opportunity to grow what you can eat.

Mostly (c)s

You're a born **nature warden** and from your point of view, a garden is all about the wildlife that lives in it, or pops in for a visit.
Your ideal garden will be full of all sorts of wildlife-friendly plants that would allow the birds, bees and other wild friends a place to call home.





Upcycled Planters

!" I am going to turn into new design."!



Ms. Sayee Anasane
Grade - IX Ruby



Mr. Devanshu Choudhari
Grade - VIII Ruby



Ms. Amayara Bhola
Grade - IV Ruby

!" Inside every seed is the potential for an incredible harvest."!



Mast. Yuvraj Verma
Grade - VIII Ruby



Ms. Adwaita Dagadkar
Grade - VIII Ruby

" Tomorrow, our seeds will grow, all we need is dedication."

Upcycled Planters



Mast.Dhanush Nehare
Grade - 2 Ruby



Ms.Anwasha Rastogi
Grade - 2 Ruby



Mast.Sharvil Khatdeo
Grade - 2 Ruby



Mast.Arn timer Deshkar
Grade - 2 Ruby



Ms.Saumya Alone
Grade - 2 Ruby



Mast.Yash Naukarkar
Grade - 2 Ruby



DID YOU KNOW?




Dragonflies have been around on Earth since before the dinosaurs.




Sunflowers move throughout the day in response to the movement of the sun from east to west.



Some worms have ten hearts.




Cucumber is a fruit and not a vegetable since it has seeds in the centre!




The average strawberry contains 200 seeds. It is the only fruit that has seeds on the outside.



The typical mature tree can provide enough wood to make 170,100 pencils.



Fruit flies were the first living creatures to be sent into space.



The fastest-growing plant in the world is the Burmese bamboo. It can grow up to 91 cm per day. That's almost 4 cm an hour. You could actually watch it grow.



Caterpillars have 12 eyes.




Butterflies and caterpillars use their feet to taste.



The world's largest flower is the Rafflesia. It can grow to be 3.3 feet in diameter and can weigh up to 11 kg.



Carrots were originally purple in colour.



The scientific name for spiders is Arachnid.

The Backyard Talks

IN MY BACKYARD

In My Backyard I stand and look around. There is a gentle breeze, the sun is shining, and the birds are singing. In this moment I am filled with a sense of peace and joy.

My backyard is a place of solace and respite. It is a place of beauty and nature. I can look around and see the colourful flowers, lush green grass, and the towering trees. I can take a deep breath of fresh air and feel a sense of appreciation for the beauty of this place.

My backyard is also a place of contemplation and thought. Here I can reflect on life and gain perspective. I can look out and ponder the energy of the universe, the power of love, and the beauty of life. I can use the stillness of this place to reconnect with my inner self.

My backyard is also a place of joy and play. I can laugh and be silly, I can run and jump, and I can just be. Here I am free to explore and express myself without judgement. I can be creative and use my imagination.

My backyard is a place of peace and connection. I can sit in the silence and meditate. I can be still and listen to the birds and the trees. I can feel connected to the earth and to the universe.

My backyard is my refuge. It is a place that helps me to reconnect with nature, with myself, and with the world around me. It is a source of joy, peace, and inspiration. In this moment, I am filled with gratitude and love for my backyard.

Parth Hingnekar
Grade 8- Ruby



Composting is nature's way of recycling. Compost can be used on top of your soil. Mixing compost into the soil gives the soil better structure, nutrients and helps it hold in moisture as well.



You will need

- an empty 2 litre bottle (make sure it is transparent)
- raw food scraps (vegetables/fruit peel, tea bags, coffee grounds, raw leftovers)
- soil, scissors and water spray bottle

Method

- 1) Remove the label and rinse your soda bottle.
- 2) Cut the top off the bottle (the end with the lid). (Take help of an adult)
- 3) Throw a handful of soil into the bottom of the bottle. Follow this with a handful of food scraps. Repeat this process until the bottle is full, finishing with a layer of soil.
- 4) Once your bottle is full, spray the bottle with water (it shouldn't be too wet, but should be damp).
- 5) Place your composter in a sunny spot. When the soil on top dries out, spray with water to maintain a constant level of moisture.
- 6) Watch and wait as your food scraps decompose and turn to soil. You will need some patience as the whole process will take about eight weeks.
- 7) Take photos of the bottle once a week so that you can compare changes that take place from week to week.



What can you Compost:

Browns - Leaves, pine needles, sawdust, wood chips, uncoated paper - source of carbon

Greens - Fresh grass clippings, vegetable scraps, weeds - source of nitrogen

Mixed Ingredients - Moss, coffee grounds, tea bags, flower



What you can't Compost:

Meat scraps, bones, dairy products, pet wastes

Seeds and tuberous plants, diseased plants, waste that attracts pests





Plantable Seed Paper

YOU WILL NEED

1 cup of tiny pieces of used paper, large bowl of warm water, blender, mixing bowl, flat tray, plastic wrap or butter paper, food colour (optional), rough cloth, any plant seeds (coriander, mustard, lemon, flowers and so on.)

HOW TO MAKE

- Soak the paper pieces in the bowl of warm water overnight.
- Put the soaked paper into the blender and fill it half with fresh water.
- Blend until the mixture is pulpy.
- Add food colour, if desired, and then transfer it to the mixing bowl.
- Squeeze the water from the pulp, and make sure there aren't any large chunks of paper in it.
- Next, add a handful of seeds to the paper pulp and mix the seeds into the pulp using your hands or a spoon.
- Place the plastic wrap or butter paper on the tray and pour the pulp. Try to spread the pulp fairly thin, as a thick layer will take longer to dry.
- Use a cloth to press as much water as possible from the pulp, and leave the pulp to dry for at least 24 hours.
- Decorate or write your message with markers on the unseeded side.
- You have created a seed paper and it is ready to be used or gifted to your relatives or friends.

TO PLANT THE PAPER

- Lay it on the surface of the soil and sprinkle about one-quarter-inch thick layer of soil on top.
- Water the soil lightly and keep the seeds wet until they sprout and have a few days to grow roots.



Through My Lens



"Art is the flower,
Life the green leaf."



Careers

If you're fascinated by plants or insects, and want to pursue a career around them, the best thing to do is identify your particular interests and strengths. Working with plants or insects can be both creative and scientific. That way, you can choose the appropriate speciality or focus area for you.

If your answer is yes, there are many careers that you can opt to be a part of such as these:

Horticulturist (Pomology, Olericulture, Viticulture, Floriculture & so on.)

Farmer

Plant Morphologist

Perfumer/Fragrance Chemist

Plant / Soil Scientist

Microbiologist

Landscaper

Forest Ranger


Plant Biologist

Ecologist

Botanist

Entomologist

Beekeeper



Green Narratives

Backyard Bliss

In my backyard, a garden full of greens,
a place where beauty beams.
A bird in a tree, singing happily
Its melody so sweet, a sound
You can't beat.

In my backyard, Oh! what a sight!
so much to explore, day or night.
A flower in bloom, spreading its sweet perfume
Its colour is so bright what a beautiful sight!

In my backyard, I love to be,
A place where I can just be me
A place where memories are made
My backyard, my own sweet heaven

Mast. Meet Kothari
Grade 1 Ruby

Plants form very important part of a human life. Plants cover most of the land. The plants can be big or small. They come in many colours. Trees, flowering plants, grasses and bushes are some of the kinds of plants.

Do you know how animals and plants are different?

As we all know that the plants cannot move. Plants breathe but the only difference is they can exhale oxygen which animals cannot. Plants are able to make their own food using soil, water and sunlight. Plants won't talk and think but they grow in numbers from seeds.

Do plants and animals have similarity?

Yes they both have got the various body parts that perform jobs. Animals eat food and plants of course eat sunlight through their leaves and drink water through roots. Animals grow in number by giving birth to their babies and plants grow in numbers through seeds.

Mast. Ayush Choudhary
Grade - 6 Ruby

In my backyard

In my backyard flowers bloom like Sun shine in my backyard.
My backyard looks like a fairy hut when I see carefully my backyard.
Sometimes I see few bottles are thrown in my backyard.
I start thinking what can be done with the bottles thrown in my backyard?
I cut the bottles in half and make the flower pot out of these bottles from my backyard.
Then I see few polythene bags thrown in my backyard.
I again start thinking what can be done with these polythene bags thrown in my backyard?
I put some pebbles into them and make some show pieces for my Fairy hut in my backyard.

Ms. Shreeji Jajodia
Grade 5- Ruby



Green Narratives

IN MY BACKYARD

In my backyard there lies a tree,
It stands tall and strong, you see.
It provides a place to rest,
A haven of peace and respite from stress.

It stands sentinel in the night,
A source of strength and guiding light.
It stands firm against the wind,
A symbol of hope and a constant friend.

In my backyard there lies a lake,
Where memories of laughter never fade.
It's a place of joy and of life,
A place of solace and of peace amidst strife.

In my backyard there lies a garden,
Where beauty blooms and colors harden.
It's a place of growth and of giving,
A place of life and of living.

In my backyard lies a place of strength,
'Where I can go to find my length.
It's a place where I can go to heal,
Where I can find comfort and peace from
life's ordeal.

Mast. Parth Hingnekar
Grade 8 Ruby

My Backyard Adventure

Once upon a time, there was a group of friends named Meet, Anav and Atharva who lived in a small house with a big backyard. One sunny day, they decided to go on an adventure in the backyard. As they started walking they noticed a small path leading into the trees. They jumped over rocks, listened to sounds of water and saw little fish swimming in the stream.

As they walked further, they found a big tree with a rope hanging down. The rope led to a tyre swing that swayed back and forth. The friend took turns swinging on the tyre with joy.

Next, they discovered a garden full of flowers, fruits and vegetables. They picked strawberries and tasted them. They found tomatoes which were ready to be picked.

Finally, they came across a big rock that they climbed up to and sat on it. From there they could see the entire backyard which looked like a vast forest. As the sun began to set, the friends headed back to their houses, feeling tired but happy. They couldn't wait to come back to their backyard for another adventure.

Mast. Meet Kothari
Grade 1 Ruby

Green Narratives

About My Garden

I have a beautiful garden in front of my house. It is very and has many coloured flowers like red roses, yellow sunflowers, white daisies and many more. I enjoy in my garden a lot. It has swings, slides seesaw, a fountain and much more. Birds keep on chirping all day. There are bushes and shrubs and many fruit trees like mango, pear, custard apple, orange, etc. Its soil is perfect to plant trees and it has a small house which I made for the birds. It has a small room where I make all my DIY's for plants. I enjoy a lot in my garden and my family, cousins and friends also enjoy visiting the garden as it gives tem peace, tranquility and a lot of energy.

Ms. Anvi Dandhare
Grade 5 - Ruby

MY FANTASTIC GARDEN

There is a garden around my house
In which there is a pethouse

My garden has many flowers
In which I spend many hours!
It has trees, creepers, climbers,
herbs
And there are roses like shrubs

It has many trees like mangoes and
pears
I come here with my peers

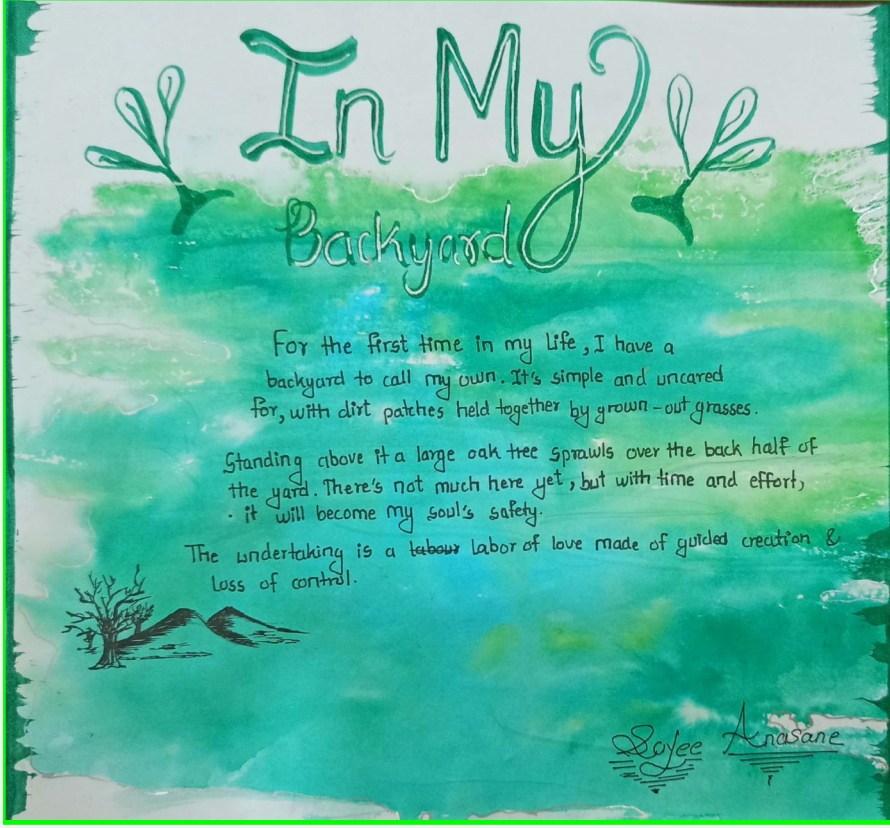
There are birds and trees
Garden and hive for bees
I have a lot of trees with fruits
Which have lots of roots

I love spending time there
Look after the plants and care.

Ms. Aaradhya Poddar
Grade - 5 Ruby



Green Narratives



For the first time in my life, I have a backyard to call my own. It's simple and uncared for, with dirt patches held together by grown-out grasses.

Standing above it a large oak tree sprawls over the back half of the yard. There's not much here yet, but with time and effort, it will become my soul's safety.

The undertaking is a labour of love made of guided creation & loss of control.


Sojee Anasane

बगीचा

मेरे घर में एक छठा बगीचा है। इस बगीचे में नींबू, नारियल, जास्वंद, गुलाब, मोगरा, चीकू, पपीता आदि अलग अलग पेड़ हैं। मे और मेरी दादी रोज सुबह शाम इन पेड़ों को पानी देते हैं। इन पेड़ों को खाद भी दिया जाता है। यह बगीचा हमें धूपसे बचते हैं। इनसे हमें ऑक्सीजन भी मिलता है। नींबू के पेड़ से इतने नींबू मिलते हैं की हम उनसे आचार बनाते हैं। गर्मियों में इनसे शरबत बनता है। नारियल के पेड़ से हमें नारियल मिलते हैं। नारियल पानी सेहत के लिए फायदेमन्द होता है। यह बगीचा सदा रंगविरंगी फूलों से भरा रहता है। जिनका उपयोग हम भगवान को चढ़ाने के लिए करते हैं।

तरह तरह के फल फूलों के वजहसे हमारे यहाँ बहुत सारे पक्षी दिखाई देते हैं। हर रोज सुबह और शाम को उनकी मधुर तान हमें सुनाई देती है। इस वजहसे घर में रौनक आती है। हर बरसात की मौसम में नए पेड़ लगाए जाते हैं। बगीचे में अक्सर कटाई करनी पड़ती है। हमारा बगीचा बहुत सुन्दर है।

देवर्षि देशमुख
कक्षा ५वीं रूबी



Easy Monaco Spiders



Ingredients

Monaco biscuits
Carrot/Cucumber/Tomato sticks
Cream/Mayonnaise and Choco chip for eyes
Peanut butter/Cheese spread to put in between two biscuits.

Strawberry Ladybugs



Ingredients

Strawberry
Grapes
Toothpicks
Chocolate sauce

Healthy Fruit Bug



Ingredients

Toothpicks
Any fruits/vegetables of your choice
Chocolate sauce & Mint leaves for decoration

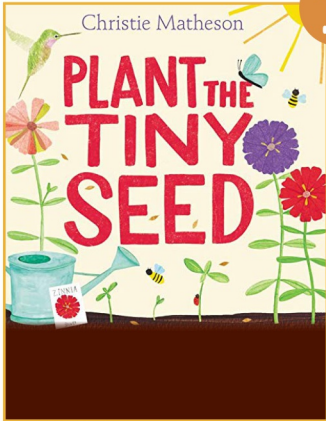
Banana Caterpillar Snack



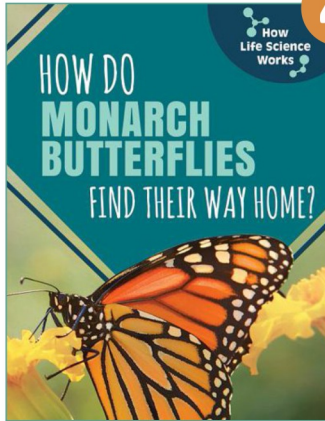
Ingredients

Banana
Fennel candy(saunf)/Gems/ Rainbow sprinklers
(Please Note: You can use different ingredients for decoration of your choice.)

Book Recommendations



Plant the Tiny Seed
By Christie Matheson




How Do Monarch Butterflies Find Their Way Home?
By Kip Almsy




In The Garden
By Emma Giuliani




Tap the Magic Tree
By Christie Matheson




Monkey with a Tool Belt
By Chris Monroe



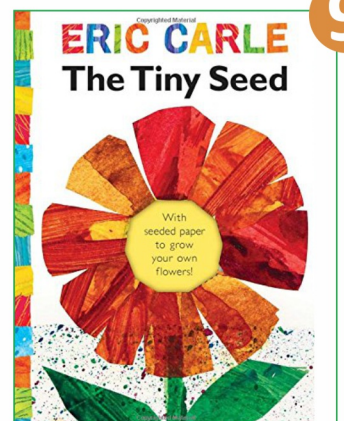
A Child's Garden
By Michael Foreman



Top 10 Minibeasts
By Jay Dale



Monkey with a Tool Belt
By Chris Monroe



The Tiny Seed
By Eric Carle



Raj Nursery

Review : The quality of the plant is good.


The nursery has the flowering plants, fruit plants and trees. You also get seasonal flowers having lots of varieties. The trees like Arica palm, table Palm, Kesar Mango etc are available here. You also have saplings of tomatoes, chilly, brinjal available. A must visit place for all plant and garden lovers.

Hours: Opens : 9 am Closes : 6:00 pm

Address: Karla Chowk, Pipri Meghe, Wardha,
India, Maharashtra
Pin: 442001



राज नर्सरी
राजेंद्र नायले - मो. 9970292651
आमच्याकडे फूलझाडे, फळझाडे, शोभिवंत झाडे, लॉन, फायबर पॉट,
मातीच्या कुंड्या व गार्डन डेकलपमेंटची कामे केल्या जाईल.
स्थळ -: कारला चौक,
वर्धा



Matoshree

Review : Beautiful, well maintained, well stocked nursery spread over a large area. Indoor plants section is also huge & has plenty of options. The staff here is well informed, well trained, very polite and helpful. A must visit place by everyone who likes plants & gardening.



Hours: Opens :9 am Closes : 5:30 pm

Address : at post Umari, Mandava Road, Bye-Pass,
near Wardha, Wardha, Maharashtra.
Pin: 442001



Nature Artwork

"There is a subtle magic in the falling of old
"leaves."



"Fallen leaves on the ground are of the immortal
creativity."



Spot The Difference

Can you identify 6 differences between the two pictures?



Word Search

V	E	A	E	E	R	O	L	P	X	E	E	P	L
E	N	N	A	T	N	L	A	D	Y	B	U	G	N
N	I	E	W	A	T	E	R	M	E	L	O	N	I
U	H	B	T	H	G	I	L	R	A	T	S	A	B
E	S	R	O	E	R	R	F	O	X	S	O	E	O
C	N	E	R	O	A	H	S	R	I	M	N	C	R
R	U	V	H	N	A	S	O	L	S	T	I	C	E
E	S	E	A	I	N	U	T	E	P	O	C	D	E
E	I	Y	R	R	E	B	E	C	I	V	R	E	S
K	Y	S	I	A	D	L	A	V	E	N	D	E	R
M	E	C	U	R	P	S	E	U	L	B	I	N	S
D	R	I	B	G	N	I	M	M	U	H	S	S	X
E	S	T	P	N	R	R	I	I	K	I	G	G	S
M	E	L	H	O	N	E	S	S	U	C	L	L	E

Solstice
Hummingbird
Daisy
Honeysuckle
Petunia

Verbena
Ladybug
Hiking
Blue Spruce

Starlight
Serviceberry
Creek
Robin
Watermelon

Explore
Lavender
Sunshine
Fox



Master Pradnyesh Patil of Grade 8 Ruby - Scored 60 marks in ISSO exam conducted by SOF in the year 22-23 and secured 1st rank at International, Regional, Zonal and School level and received Rs. 50,000, International Gold Medal, Certificate of Outstanding Performance, Medal of Distinction and Certificate of Distinction.



Master Sharvil Kakde of Grade 7 Ruby is qualified for International Chess Competition.



Since 1927